



Piracy Data Portugal



MUSO Discover Tracking Piracy Data Globally



MUSO Discover

Piracy By Industry

- 97,000 piracy sites (Not IPTV)
- 5 industries (Film, TV inc. sport, Music Publishing and Software)
- 5 piracy categories (TV, Anime, Live Sports & Live Broadcast)
- 196 countries & territories
- Over 7 years of data
- Unit of measurement: Visits to piracy websites



TV



Film



Music



Software



Publishing

MUSO Discover

Piracy By Title

- 770k film & TV titles
- Streaming and torrent datasets (Not IPTV)
- 196 countries & territories
- Over 4.5 years of data
- Unit of measurement: Daily Streams & downloads



TV

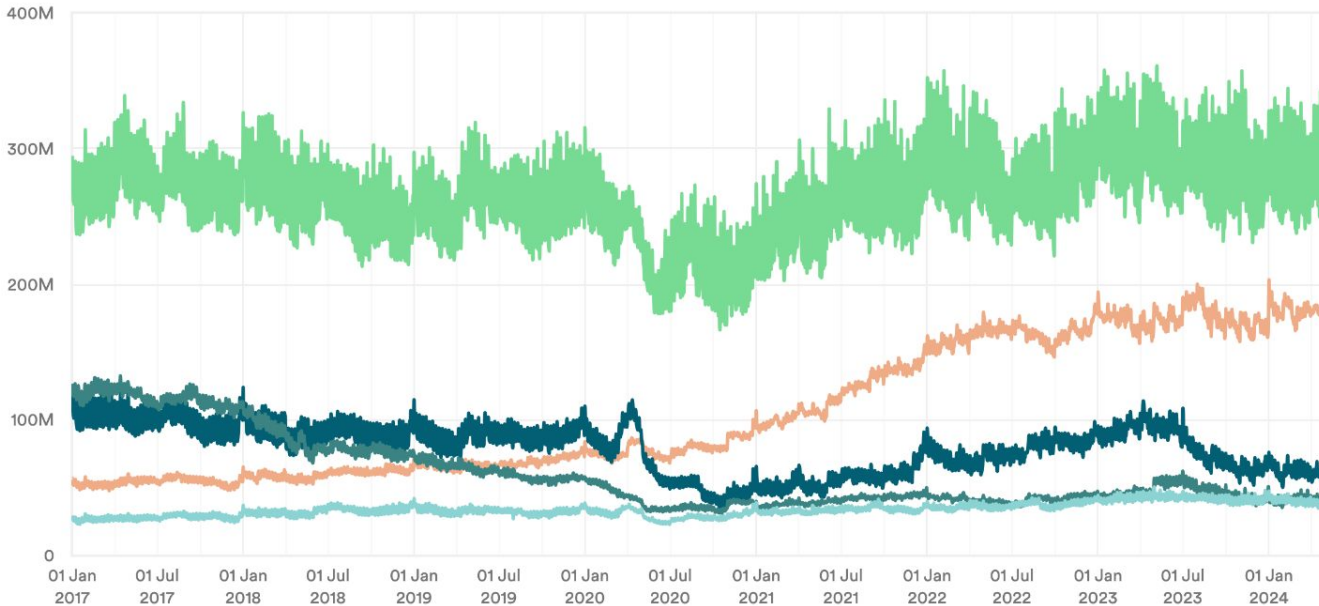


Film

Piracy Demand Trends 2017 to Date

Global Piracy 2017 to Date - All Industries

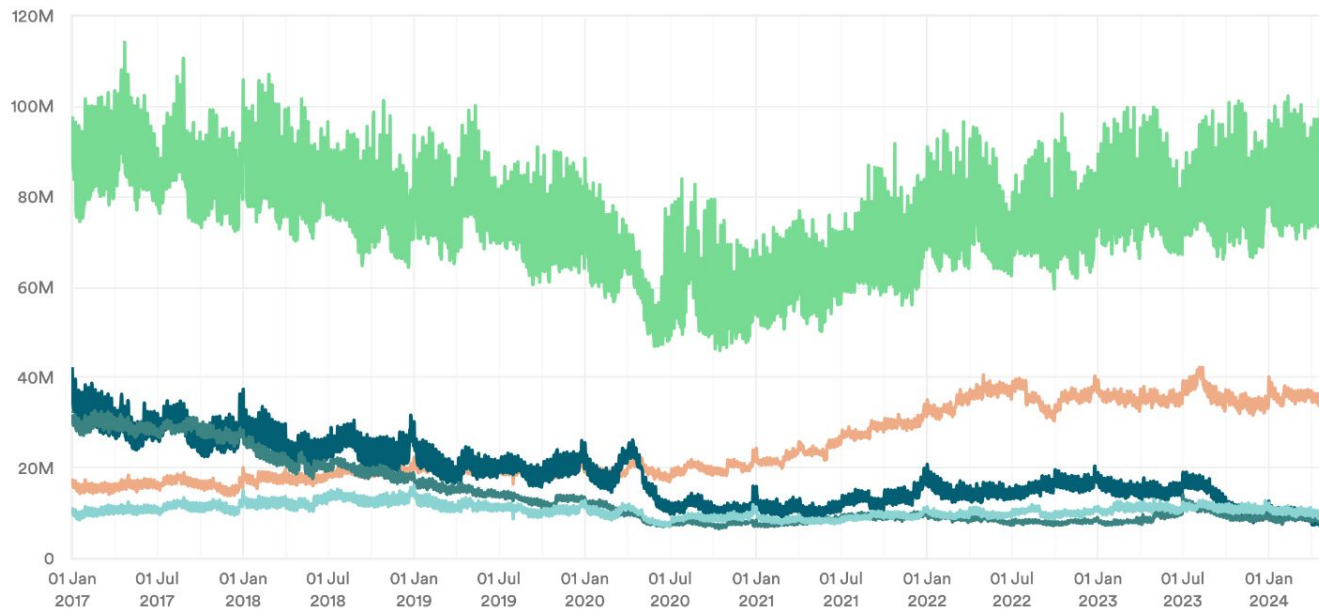
- One Trillion, Four Hundred & Thirty Eight Billion visits Tracked
- 427.12 Visits per Internet User



Rank	Industry	Visits
1.	TV	695,057,042,275
2.	Publishing	283,005,806,946
3.	Film	208,708,660,954
4.	Music	161,619,359,927
5.	Software	89,525,278,470

European Piracy 2017 to Date - All Industries

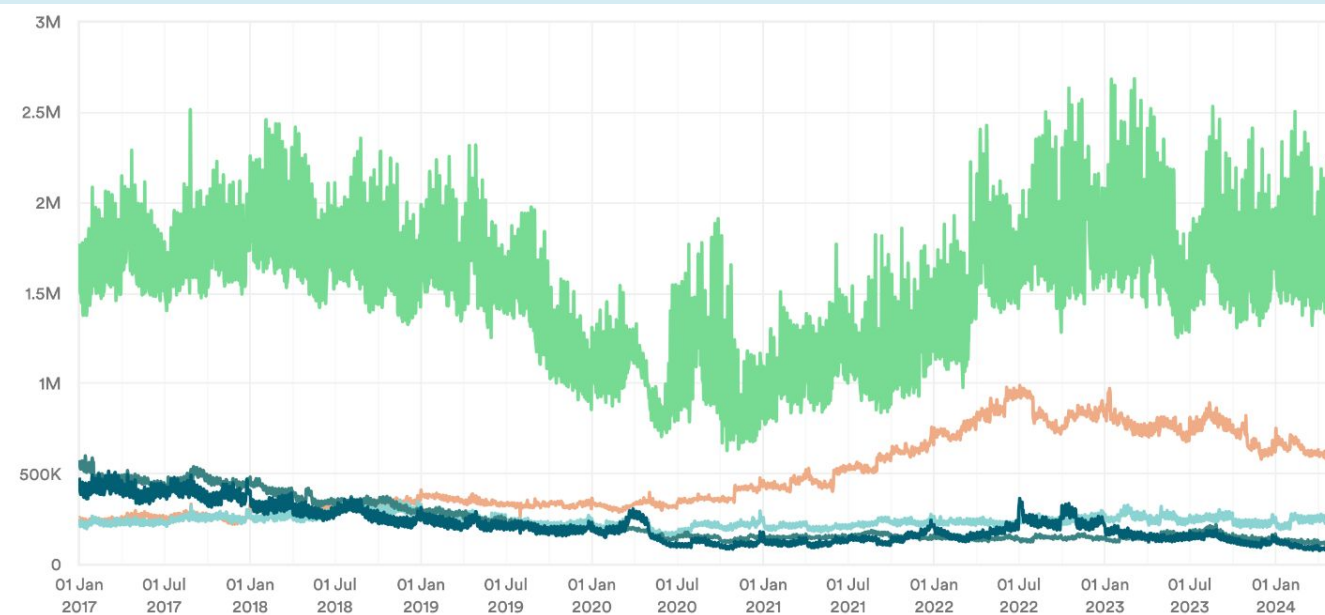
- Three Hundred and Seventy Seven Billion visits Tracked
- 812.66 Visits per Internet User



Rank	Industry	Visits
1.	TV	198,291,172,236
2.	Publishing	66,209,548,391
3.	Film	47,874,291,460
4.	Music	36,938,711,181
5.	Software	27,968,101,542

Portugal Piracy 2017 to Date - All Industries

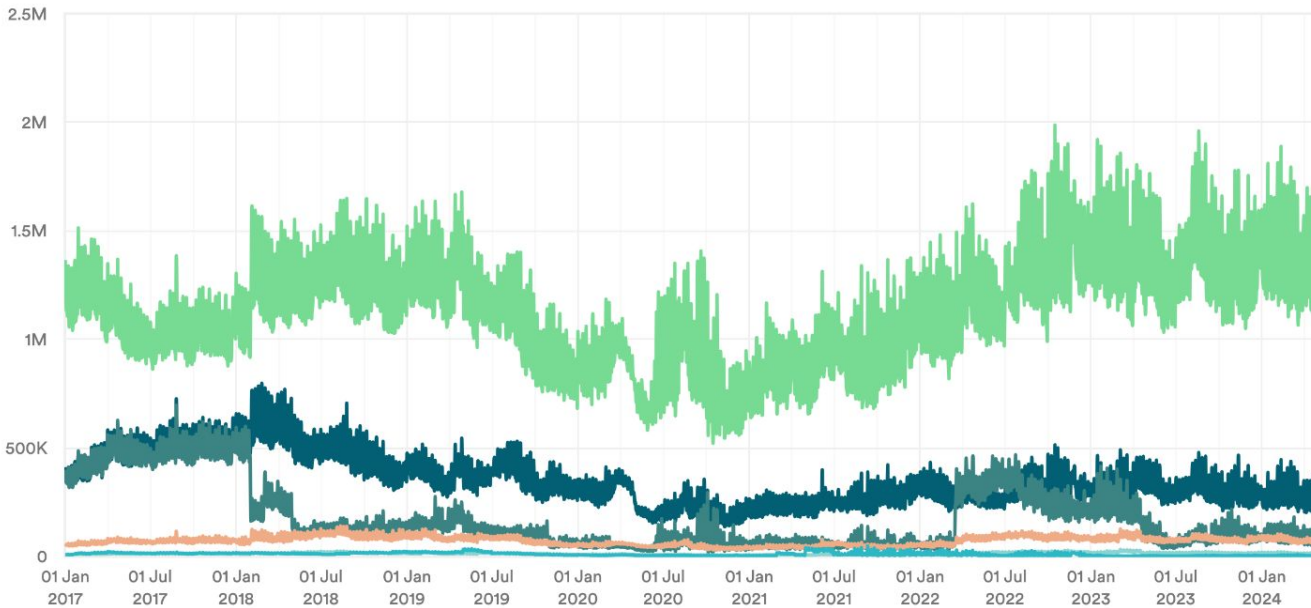
- Seven Billion visits Tracked
- 1036.40 Visits per Internet User



Rank	Industry	Visits
1.	TV	4,034,536,150
2.	Publishing	1,307,823,888
3.	Software	643,615,995
4.	Music	630,311,940
5.	Film	566,743,304

Portugal TV and Film Piracy 2017 to Date - Delivery Method

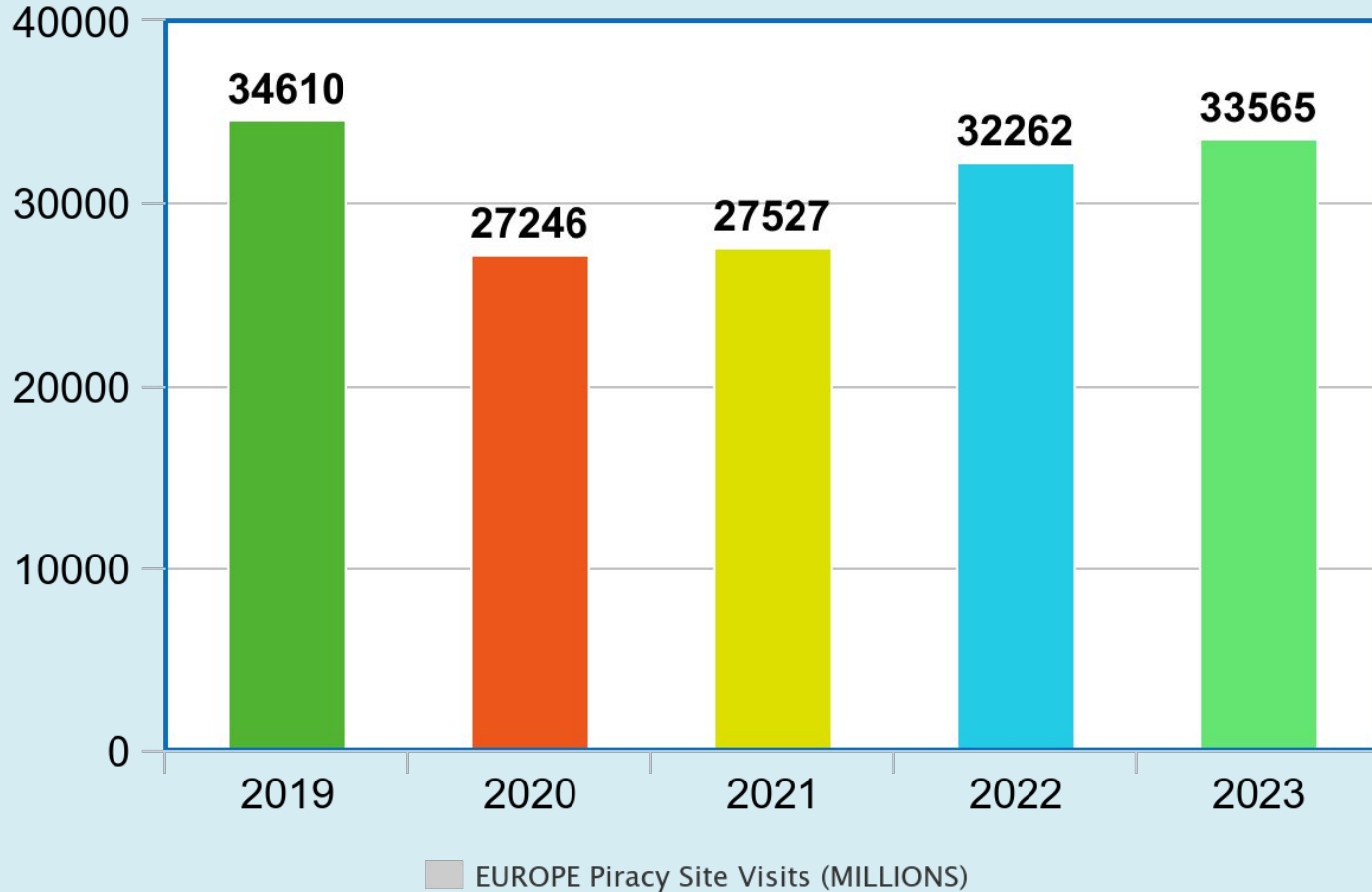
- Consumers of Pirated Content in Portugal Predominantly go Direct to Site



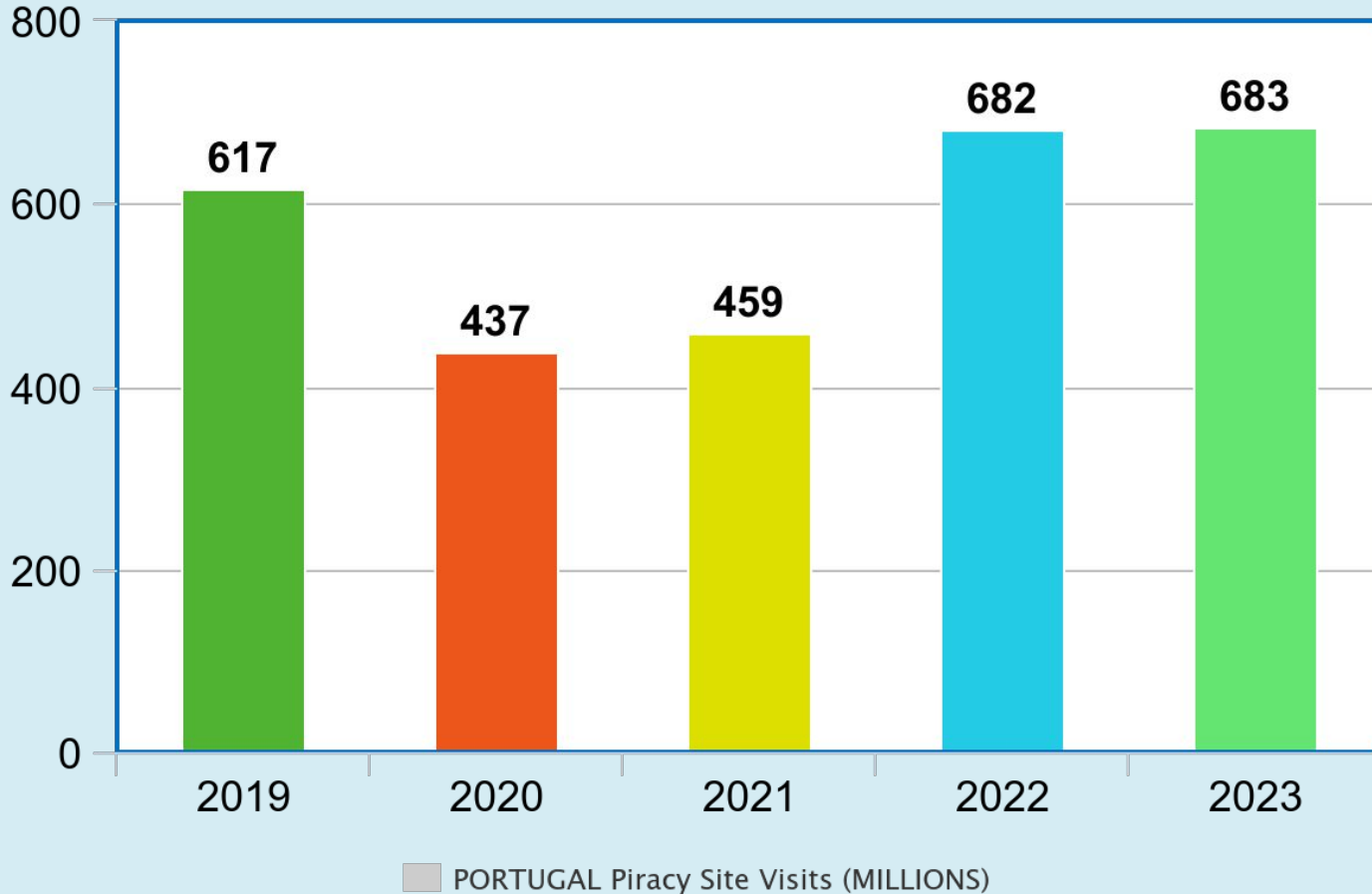
Rank	Traffic source	Visits
1.	Direct	2,976,744,226
2.	Search	918,180,348
3.	Referrals	461,164,053
4.	Social	185,407,798
5.	Mail	33,389,803
6.	Display Ads	26,393,226

Piracy Demand The Last Year

Europe - TV and Film Piracy Year on Year Trend

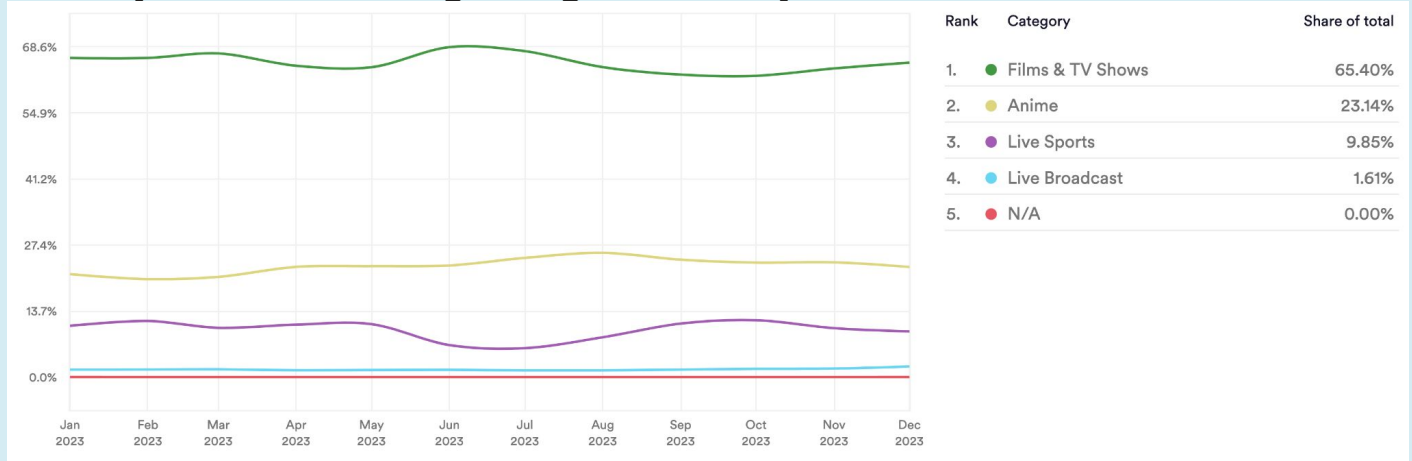


Portugal - TV and Film Piracy Year on Year Trend

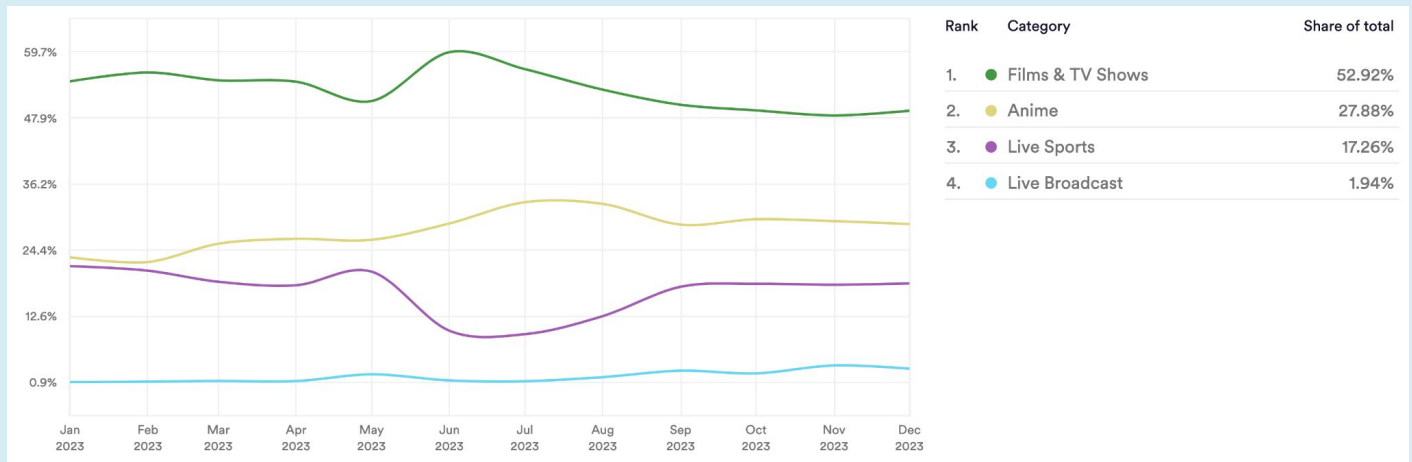


Portugal Vs Europe - TV Piracy May 2023-April 2024

Europe













Portugal

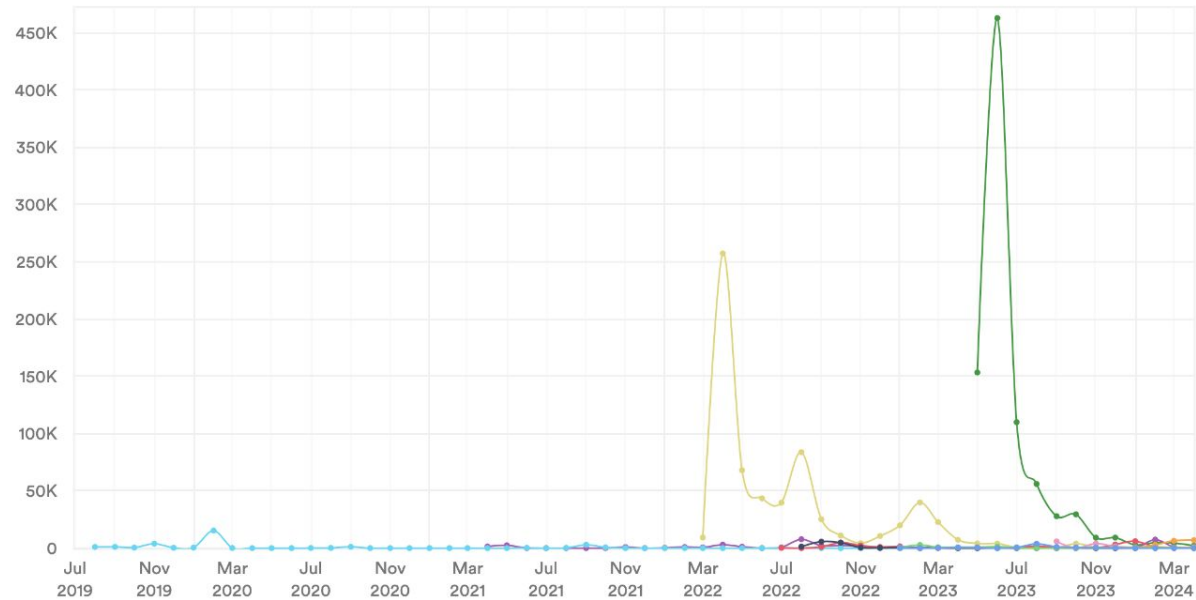


Portugal TV and Film Piracy May 2023-April 2024

Top Piracy Sites

Rank	Site link	Categories	Share of top 100	Traffic range
1.	 aniwave.to	Anime	7.99%	29.6M - 29.7M
2.	 pobretv.net	Films & TV Shows	5.35%	19.8M - 19.9M
3.	 fmoviesz.to	Films & TV Shows	4.79%	17.7M - 17.8M
4.	 9animetv.to	Anime	4.49%	16.6M - 16.7M
5.	 tugaffix.best	Films & TV Shows	3.71%	13.7M - 13.8M
6.	 animefire.plus	Anime	2.83%	10.5M - 10.6M
7.	 24sport.stream	Live Sports	2.71%	10.0M - 10.1M
8.	 aniwatch.to	Anime	2.70%	10.0M - 10.1M
9.	 watchseries.id	Films & TV Shows	2.09%	7.7M - 7.8M
10.	 yts.mx	Films & TV Shows	1.97%	7.3M - 7.4M

Portugal TV and Film Piracy Top 10 Titles Globally Jan 2019-Date



SELECTED TITLES

Rank	Title	Piracy demand
1.	● Turn of the Tide S1 2023	873,180
2.	● Vanda S1 2022	661,035
3.	● The Good Girls Club S1 2020	34,287
4.	● Variações: Guardian Angel 2019	29,052
5.	● Prisão Domiciliária S1 2021	27,829
6.	● Os Eleitos S1 2023	17,997
7.	● 2 Duros de Roer 2022	13,876
8.	● Sunset: The Mystery of the Ne... 2023	13,803
9.	● The Crime of Father Amaro S1 2023	8,857
10.	● Curral de Moínas - the people'... 2022	8,785



We're always keen to explore how we can help, so if this was useful please feel free to get in touch for free pilot access.

Guy Oliver

Commercial Director of Research & Data

guy.oliver@muso.com